



Calibration Certificate

Certificate No. **06680**

Page **1** of **4** Pages

Customer : Lam Geotechnics Limited

Address : 11/F, Centre Point, 181-185 Gloucester Road, Wanchai, Hong Kong.

Order No. : Q02553

Date of receipt : 18-Nov-10

Item Tested

Description : Precision Integrating Sound Level Meter

Manufacturer : ACO

Model : Type 6224

Serial No. : 050112

Test Conditions

Date of Test : 19-Nov-10

Supply Voltage : --

Ambient Temperature : (23 ± 3)°C

Relative Humidity : (50 ± 25) %

Test Specifications

Calibration check.

Ref. Document/Procedure: Z01.

Test Results

All results were within the IEC 651 Type 1 & 804 Type I Specification.

The results are shown in the attached page(s).

Main Test equipment used:


<u>Equipment No.</u>	<u>Description</u>	<u>Cert. No.</u>	<u>Traceable to</u>
S017A	Multi-Function Generator	00804	SCL-HKSAR
S024	Sound Level Calibrator	04062	NIM-PRC & SCL-HKSAR

The values given in this Calibration Certificate only relate to the values measured at the time of the test and any uncertainties quoted will not include allowance for the equipment long term drift, variations with environmental changes, vibration and shock during transportation, overloading, mis-handling, or the capability of any other laboratory to repeat the measurement. Hong Kong Calibration Ltd. shall not be liable for any loss or damage resulting from the use of the equipment.


The test equipment used for calibration are traceable to International System of Units (SI).

The test results apply to the above Unit-Under-Test only

Calibrated by :


P. F. Wong

Approved by :


Dorothy Cheuk

Date: 23-Nov-10

This Certificate is issued by:

Hong Kong Calibration Ltd.

Unit 8B, 24/F., Well Fung Industrial Centre, No. 58-76, Ta Chuen Ping Street, Kwai Chung, NT, Hong Kong.

Tel: 2425 8801 Fax: 2425 8646

The copyright of this certificate is owned by Hong Kong Calibration Ltd.. It may not be reproduced except in full.



Calibration Certificate

Certificate No. 06680

Page 2 of 4 Pages

Results :

1. SPL Accuracy

UUT Setting			Applied Value (dB)	UUT Reading (dB)
Level Range (dB)	Weight	Time Const.		
20 - 100	L _A	Fast	94.0	94.3
		Slow		94.3
	L _C	Fast		94.3
30 - 120	L _A	Fast	94.0	94.4
		Slow		94.4
	L _C	Fast		94.4
30 - 120	L _A	Fast	114.0	94.3
		Slow		94.3
	L _C	Fast		94.3

IEC 651 Type 1 Spec. : ± 0.7 dB

Uncertainty : ± 0.1 dB

2. Level Stability : 0.0 dB

IEC 651 Type 1 Spec. : ± 0.3 dB

Uncertainty : ± 0.01 dB

3. Linearity

3.1 Level Linearity

UUT Range (dB)	Applied Value (dB)	UUT Rdg. (dB)	Variation (dB)	IEC 651 Type 1 Spec. (Primary Indicator Range)
140	114.0	114.5	+0.1	
130	104.0	104.4	0.0	
120	94.0	94.4 (Ref.)	--	
110	84.0	84.1	-0.3	
100	74.0	74.2	-0.2	
90	64.0	64.1	-0.3	
80	54.0	54.1	-0.3	

Uncertainty : ± 0.1 dB



Calibration Certificate

Certificate No. 06680

Page 3 of 4 Pages

3.2 Differential level linearity

UUT Range (dB)	Applied Value (dB)	UUT Rdg (dB)	Variation (dB)	IEC 651 Type 1 Spec.
120	84.0	84.1	-0.3	± 0.4
	94.0	94.4 (Ref.)	--	
	95.0	95.4	0.0	± 0.2

Uncertainty : ± 0.1 dB

4. Frequency Weighting

A weighting

Frequency	Attenuation (dB)	IEC 651 Type 1 Spec.
31.5 Hz	-39.3	- 39.4 dB, ± 1.5 dB
63 Hz	-26.2	- 26.2 dB, ± 1.5 dB
125 Hz	-16.1	- 16.1 dB, ± 1 dB
250 Hz	-8.7	- 8.6 dB, ± 1 dB
500 Hz	-3.3	- 3.2 dB, ± 1 dB
1 kHz	0.0 (Ref)	0 dB, ± 1 dB
2 kHz	+1.3	+ 1.2 dB, ± 1 dB
4 kHz	+0.9	+ 1.0 dB, ± 1 dB
8 kHz	-1.2	- 1.1 dB, + 1.5 dB ~ -3 dB
16 kHz	-5.8	- 6.6 dB, + 3 dB ~ - ∞

Uncertainty : ± 0.1 dB



Calibration Certificate

Certificate No. 06680

Page 4 of 4 Pages

4. Time Averaging

Applied Burst duty Factor	Applied Leq Value (dB)	UUT Reading (dB)	IEC 804 Type 1 Spec.
continuous	40.0	40.0	--
1/10	40.0	39.9	± 0.5 dB
1/10 ²	40.0	39.9	
1/10 ³	40.0	40.3	± 1.0 dB
1/10 ⁴	40.0	40.3	

Uncertainty : ± 0.1 dB

Remark : 1. UUT : Unit-Under-Test

2. The uncertainty claimed is for a confidence probability of not less than 95%.

3. Atmospheric Pressure : 1 009 hPa.

-----END-----



Calibration Certificate

Certificate No. 06681

Page 1 of 2 Pages

Customer : Lam Geotechnics Limited

Address : 11/F, Centre Point, 181-185 Gloucester Road, Wanchai, Hong Kong.

Order No. : Q02553

Date of receipt : 18-Nov-10

Item Tested

Description : Sound Level Calibrator (EL469)

Manufacturer : ACO

Model : --

Serial No. : 050213

Test Conditions

Date of Test : 19-Nov-10

Supply Voltage : --

Ambient Temperature : (23 ± 3)°C

Relative Humidity : (50 ± 25) %

Test Specifications

Calibration check.

Ref. Document/Procedure: F21, Z02.

Test Results

All results were within the IEC 942 Class 1 specification.

The results are shown in the attached page(s).

Main Test equipment used:


<u>Equipment No.</u>	<u>Description</u>	<u>Cert. No.</u>	<u>Traceable to</u>
S014	Spectrum Analyzer	03926	NIM-PRC & SCL-HKSAR
S024	Sound Level Calibrator	04062	NIM-PRC & SCL-HKSAR
S041	Universal Counter	04461	SCL-HKSAR
S206	Sound Level Meter	04462	SCL-HKSAR

The values given in this Calibration Certificate only relate to the values measured at the time of the test and any uncertainties quoted will not include allowance for the equipment long term drift, variations with environmental changes, vibration and shock during transportation, overloading, mis-handling, or the capability of any other laboratory to repeat the measurement. Hong Kong Calibration Ltd. shall not be liable for any loss or damage resulting from the use of the equipment.


The test equipment used for calibration are traceable to International System of Units (SI).

The test results apply to the above Unit-Under-Test only

Calibrated by :


P. F. Wong

Approved by :


Dorothy Cheuk

Date: 23-Nov-10

This Certificate is issued by:

Hong Kong Calibration Ltd.

Unit 6B, 24/F., Well Fung Industrial Centre, No. 58-76, Ta Chuen Ping Street, Kwai Chung, NT, Hong Kong.

Tel: 2425 8801 Fax: 2425 8646



Calibration Certificate

Certificate No. 06681

Page 2 of 2 Pages

Results :

1. Level

UUT Nominal Value (dB)	Measured Value (dB)	IEC 942 Class 1 Spec.
94	94.22	± 0.3 dB

The above measured values are the mean of 3 measurements.

Uncertainty : ± 0.1 dB

2. Frequency

UUT Nominal Value	Measured Value	IEC 942 Class 1 Spec.
1 kHz	0.9834 kHz	± 2 %

Uncertainty ; $\pm 3.6 \times 10^{-6}$

3. Level Stability : 0.0 dB

IEC 942 Class 1 Spec. : ± 0.1 dB

Uncertainty : ± 0.01 dB

4. Total Harmonic Distortion : < 0.2 %

IEC 942 Class 1 Spec. : < 3 %

Uncertainty : ± 2.3 % of reading

Remark : 1. UUT : Unit-Under-Test

2. The uncertainty claimed is for a confidence probability of not less than 95%.

3. Atmospheric Pressure : 1 009 hPa.

-----END-----



Hong Kong Calibration Ltd.

香港校正有限公司

Calibration Certificate

Certificate No. 03250A

Page 1 of 3 Pages

Customer : Lam Geotechnics Limited

Address : 11/F., Centre Point, 181-185 Gloucester Road, Wanchai, Hong Kong

Order No. : Q01282

Date of receipt : 14-Jun-10

Item Tested

Description : Precision Integrating Sound Level Meter

Manufacturer : ONO SOKKI

Model : LA-5110

Serial No. : 72302293

Test Conditions

Date of Test : 21-Jun-10

Supply Voltage : -

Ambient Temperature : $(23 \pm 3)^{\circ}\text{C}$

Relative Humidity : $(50 \pm 25) \%$

Test Specifications

Calibration check.

Ref. Document/Procedure: Z01.

Test Results

All results were within the IEC 651 Type 1 & IEC 804 Class 1 specification.

The results are shown in the attached page(s).


Main Test equipment used:

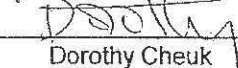
<u>Equipment No.</u>	<u>Description</u>	<u>Cert. No.</u>	<u>Traceable to</u>
S017	Multi-Function Generator	C101623	SCL-HKSAR
S024	Sound Level Calibrator	93758	NIM-PRC & SCL-HKSAR

The values given in this Calibration Certificate only relate to the values measured at the time of the test and any uncertainties quoted will not include allowance for the equipment long term drift, variations with environmental changes, vibration and shock during transportation, overloading, mis-handling, or the capability of any other laboratory to repeat the measurement. Hong Kong Calibration Ltd. shall not be liable for any loss or damage resulting from the use of the equipment.

The test equipment used for calibration are traceable to International System of Units (SI).

The test results apply to the above Unit-Under-Test only

Calibrated by : 
P. F. Wong

Approved by : 
Dorothy Cheuk

Date: 8-Oct-10

This Certificate is issued by:

Hong Kong Calibration Ltd.

Unit 8B, 24/F., Well Fung Industrial Centre, No. 58-76, Ta Chuen Ping Street, Kwai Chung, NT, Hong Kong.

Tel: 2425 8801 Fax: 2425 8646

The copyright of this certificate is owned by Hong Kong Calibration Ltd.. It may not be reproduced except in full.



Calibration Certificate

Certificate No. 03250A

Page 2 of 3 Pages

Results :

1. SPL Accuracy

UUT Setting		Frequency Weighting	Dynamic Characteristic	Applied Value (dB)	UUT Reading (dB)
Level Range	Filter				
40 - 100 dB	OFF	A	FAST	94.03	94.0
			SLOW		94.0
		C	FAST		94.0
60 - 120 dB	OFF	A	FAST	94.03	94.0
			SLOW		94.0
		C	FAST		94.0
60 - 120 dB	OFF	A	FAST	113.97	113.9
			SLOW		113.9
		C	FAST		113.9

IEC 651 Type 1 Spec. : ± 0.7 dB

Uncertainty : ± 0.1 dB

2. Level Stability : 0.0 dB

IEC 651 Type 1 Spec. : ± 0.3 dB

Uncertainty : ± 0.01 dB

3. Linearity

3.1 Level Linearity

UUT Range (dB)	Applied Value (dB)	UUT Reading (dB)	Variation (dB)	IEC 651 Type 1 Spec. (Primary Indicator Range)
130	114.0	114.1	+0.1	± 0.7 dB
130	104.0	104.1	+0.1	
120	94.0	94.0 (Ref.)	--	
110	84.0	84.0	0.0	
100	74.0	74.1	+0.1	
90	64.0	64.1	+0.1	
80	54.0	54.0	0.0	

Uncertainty : ± 0.1 dB



Calibration Certificate

Certificate No. 03250A

Page 3 of 3 Pages

3.2 Differential level linearity

UUT Range (dB)	Applied Value (dB)	UUT Reading (dB)	Variation (dB)	IEC 651 Type 1 Spec.
120	84.0	84.0	0.0	± 0.4
	94.0	94.0 (Ref.)	--	
	95.0	95.0	0.0	± 0.2

Uncertainty : ± 0.1 dB

4. Frequency Weighting A weighting

Frequency	Attenuation (dB)	IEC 651 Type 1 Spec.
31.5 Hz	-40.5	- 39.4 dB, ± 1.5 dB
63 Hz	-26.9	- 26.2 dB, ± 1.5 dB
125 Hz	-16.9	- 16.1 dB, ± 1 dB
250 Hz	-9.1	- 8.6 dB, ± 1 dB
500 Hz	-3.5	- 3.2 dB, ± 1 dB
1 kHz	0.0 (Ref.)	0 dB, ± 1 dB
2 kHz	+1.5	+ 1.2 dB, ± 1 dB
5 kHz	+1.2	+ 1.0 dB, ± 1 dB
8 kHz	-1.0	- 1.1 dB, + 1.5 dB ~ - 3 dB
16 kHz	-7.0	- 6.6 dB, + 3 dB ~ ∞

Uncertainty : ± 0.1 dB

5. Time Averaging

Applied Burst duty Factor	Applied Leq Value (dB)	UUT Reading (dB)	IEC 804 Type 1 Spec.
continuous	40.0	40.0	--
1/10	40.0	40.0	± 0.5 dB
1/10 ²	40.0	40.0	
1/10 ³	40.0	40.1	± 1.0 dB
1/10 ⁴	40.0	39.9	

Uncertainty : ± 0.1 dB

- Remarks :
1. UUT : Unit-Under-Test
 2. The uncertainty claimed is for a confidence probability of not less than 95%.
 3. Atmospheric Pressure : 1 000 hPa.
 4. This certificate is supersede our former certificate no. 03250.

----- END -----



Calibration Certificate

Certificate No. 03445

Page 1 of 2 Pages

Customer : Lam Geotechnics Limited

Address : 11/F., Centre Point, 181-185 Gloucester Road, Wanchai, Hong Kong

Order No. : Q01282

Date of receipt : 14-Jun-10

Item Tested

Description : Sound Level Calibrator (EL078)

Manufacturer : ONO SOKKI

Model : SC-2110

Serial No. : 00393

Test Conditions

Date of Test : 21-Jun-10

Supply Voltage : --

Ambient Temperature : (23 ± 3)°C

Relative Humidity : (50 ± 25) %

Test Specifications

Calibration check.

Ref. Document/Procedure: Z02.

Test Results

All results were within the IEC 942 Class 2 specification.

The results are shown in the attached page(s).

Main Test equipment used:

Equipment No.	Description	Cert. No.	Due Date	Traceable to
S024	Sound Level Calibrator	93758	16-Jul-10	NIM-PRC & SCL-HKSAR
S041	Universal Counter	94005	6-Aug-10	SCL-HKSAR

The values given in this Calibration Certificate only relate to the values measured at the time of the test and any uncertainties quoted will not include allowance for the equipment long term drift, variations with environmental changes, vibration and shock during transportation, overloading, mis-handling, or the capability of any other laboratory to repeat the measurement. Hong Kong Calibration Ltd. shall not be liable for any loss or damage resulting from the use of the equipment.

The test equipment used for calibration are traceable to International System of Units (SI).
The test results apply to the above Unit-Under-Test only.

Calibrated by : 
P. F. Wong

Approved by : 
Dorothy Cheuk

Date: 25-Jun-10

This Certificate is issued by:
Hong Kong Calibration Ltd.
Unit 8B, 24/F., Well Fung Industrial Centre, No. 58-76, Ta Chuen Ping Street, Kwai Chung, NT, Hong Kong.
Tel: 2425 8801 Fax: 2425 8546

The copyright of this certificate is owned by Hong Kong Calibration Ltd.. It may not be reproduced, except in full.



Calibration Certificate

Certificate No. 03445

Page 2 of 2 Pages

Results :

1. Level Accuracy (at 1 kHz)

UUT Nominal Value (dB)	Measured Value (dB)	IEC 942 Class 2 Spec.
94	94.05	± 0.5 dB

Uncertainty : ± 0.2 dB

2. Frequency Accuracy

UUT Nominal Value (kHz)	Measured Value (kHz)	IEC 942 Class 2 Spec.
1	0.998	± 4 %

Uncertainty : ± 0.1 %

3. Level Stability : 0.0 dB

IEC 942 Class 2 Spec. : ± 1.2 dB

Uncertainty : ± 0.01 dB

4. Total Harmonic Distortion : < 1.2 %

IEC 942 Class 1 Spec. : < 3 %

Uncertainty : ± 2.3 % of reading

Remark : 1. UUT : Unit-Under-Test

2. The above measured values are the mean of 3 measurements.

3. The uncertainty claimed is for a confidence probability of not less than 95%.

4. Atmospheric Pressure : 1 000 hPa.

----- END -----

CERTIFICATE OF CALIBRATION

Certificate No. : 2KS100612-7

Page 1 of 2

Calibration of :

Description :	Sound Level Meter	,	Microphone
Manufacture :	Brüel & Kjær		
Type No. :	2250	,	4950
Serial No. :	2722310		2698702

Client :

Lam Geotechnics Limited
11/F, Centre Point
181-185 Gloucester Road
Wanchai
Hong Kong

Calibration Conditions :

Air Temperature :	23	°C
Air Pressure :	101.9	kPa
Relative Humidity :	62	%

Test Specifications :

The Sound Level Meter has been calibrated in accordance with the requirements as specified in IEC 60651 and IEC 60804 type 1, and vendor specific procedures.

The measurements has been performed with the assistance of :
Brüel & Kjær's Sound Level Meter Calibration System B&K 9600 CAL2238A, Ver.25.10.1999
The standard(s) and instrument(s) used in the calibration are traceable to international standard and are calibrated on a schedule which is adjusted to maintain the required accuracy level.

Test Result :

A list of the performed (sub) tests is stated on page 2 of this certificate. Actual Measurement are documented on worksheet.

Date of Calibration : 22 July, 2010

Certificate issued : 22 July, 2010

Calibrated By :

Approved signatory :


Dai Bin
Jacky Leung

Reproduction of the complete certificate is allowed. Parts of the certificate may only be reproduced after written permission.

CERTIFICATE OF CALIBRATION

Certificate No. : 2KS100612-7

Page 2 of 2

Results :

List of performed (sub) test with test status:

“OK” Means the result of the (sub)test is Inside the tolerances stated in the test specifications.

“ - ” Means the result of the (sub)test is Outside these tolerances.

Test :	Subtest :	Status :
Noise	A	OK
Noise	C	OK
Noise	Lin	OK
Frequency Weighting	A	OK
Frequency Weighting	C	OK
Frequency Weighting	Lin	OK
Level Range Control	1000 Hz	OK
Linearity Range	SPL 10dB 4000 Hz	OK
Linearity Range	SPL 1dB 1000 Hz	OK
Linearity Range	Leq	OK
Linearity Range	SEL	OK
RMS Detector	CF 3	OK
RMS Detector	CF 5	OK
RMS Detector	CF 10	OK
RMS Detector	Symmetry	OK
Time Weighting	Difference Indication	OK
Time Weighting	Single Burst FAST	OK
Time Weighting	Single Burst SLOW	OK
Time Weighting	Single Burst IMPULSE	OK
Time Weighting	Repetitive Burst	OK
Time Weighting	Peak	OK
Time Averaging		OK
Pulse Range		OK
Overload	SPL	OK
Overload	SEL	OK
Acoustic Response	A	OK
Acoustic Response	Lin	OK

Calibration Equipment :

Description :	Make & Model :	Serial No. :	Last Cal. Date :	Traceable to:
Brüel & Kjær's Sound Level Meter Calibration System	B&K 9600	CAL2238A,	Ver.25.10.1999	
Digital Multi-meter	Datron 1281	27361	30 Sept, 2009	HKSCS (HOKLAS)
Sine/Noise Generator	B&K 1049	1314978	Test	B&K Conformance
Test Waveform Generator	B&K 5918	1482949	Test	B&K Conformance
Acoustical Calibrator	B&K 4226	1843103	11 Aug 2009	NPL via B&K (DANAK)

Calibrated By : *Dar R M*
Date : 22 July 2010

Checked By : *[Signature]*
Date : 22 July, 2010

CERTIFICATE OF CALIBRATION

Certificate No. : 2KS100705-2

Page 1 of 2

Calibration of :

Description :	Sound Level Meter	,	Microphone
Manufacture :	Brüel & Kjær		
Type No. :	2250	,	4950
Serial No. :	2722311		2698703

Client :

Lam Geotechnics Limited
11/F, Centre Point
181-185 Gloucester Road
Wanchai
Hong Kong

Calibration Conditions :

Air Temperature :	23	°C
Air Pressure :	101.9	kPa
Relative Humidity :	62	%

Test Specifications :

The Sound Level Meter has been calibrated in accordance with the requirements as specified in IEC 60651 and IEC 60804 type 1, and vendor specific procedures.

The measurements has been performed with the assistance of :
Brüel & Kjær's Sound Level Meter Calibration System B&K 9600 CAL2238A, Ver.25.10.1999
The standard(s) and instrument(s) used in the calibration are traceable to international standard and are calibrated on a schedule which is adjusted to maintain the required accuracy level.

Test Result :

A list of the performed (sub) tests is stated on page 2 of this certificate. Actual Measurement are documented on worksheet.

Date of Calibration : 03 Aug, 2010

Certificate issued : 03 Aug, 2010

Calibrated By :

Approved signatory :


Dai Bin
Jacky Leung

Reproduction of the complete certificate is allowed. Parts of the certificate may only be reproduced after written permission.

CERTIFICATE OF CALIBRATION

Certificate No. : 2KS100705-2

Page 2 of 2

Results :

List of performed (sub) test with test status:

“OK” Means the result of the (sub)test is Inside the tolerances stated in the test specifications.

“ - ” Means the result of the (sub)test is Outside these tolerances.

Test :	Subtest :	Status :
Noise	A	OK
Noise	C	OK
Noise	Lin	OK
Frequency Weighting	A	OK
Frequency Weighting	C	OK
Frequency Weighting	Lin	OK
Level Range Control	1000 Hz	OK
Linearity Range	SPL 10dB 4000 Hz	OK
Linearity Range	SPL 1dB 1000 Hz	OK
Linearity Range	Leq	OK
Linearity Range	SEL	OK
RMS Detector	CF 3	OK
RMS Detector	CF 5	OK
RMS Detector	CF 10	OK
RMS Detector	Symmetry	OK
Time Weighting	Difference Indication	OK
Time Weighting	Single Burst FAST	OK
Time Weighting	Single Burst SLOW	OK
Time Weighting	Single Burst IMPULSE	OK
Time Weighting	Repetitive Burst	OK
Time Weighting	Peak	OK
Time Averaging		OK
Pulse Range		OK
Overload	SPL	OK
Overload	SEL	OK
Acoustic Response	A	OK
Acoustic Response	Lin	OK

Calibration Equipment :

Brüel & Kjær's Sound Level Meter Calibration System B&K 9600 CAL2238A, Ver.25.10.1999				
Description :	Make & Model :	Serial No. :	Last Cal. Date :	Traceable to:
Digital Multi-meter	Datron 1281	27361	30 Sept, 2009	HKSCS (HOKLAS)
Sine/Noise Generator	B&K 1049	1314978	Test	B&K Conformance
Test Waveform Generator	B&K 5918	1482949	Test	B&K Conformance
Acoustical Calibrator	B&K 4226	1843103	11 Aug 2009	NPL via B&K (DANAK)

Calibrated By : *Dai Bm*
Date : 03 Aug 2010

Checked By : *Janly*
Date : 03 Aug, 2010



ALS Technichem (HK) Pty Ltd

CERTIFICATE OF ANALYSIS

CONTACT: MS CHERRY MAK
CLIENT: LAM GEOTECHNICS LIMITED
ADDRESS: 11/F., CENTRE POINT,
181-185 GLOUCESTER ROAD,
WAN CHAI, HONG KONG
PROJECT: --

WORK ORDER: HK1031088
LABORATORY: HONG KONG
DATE RECEIVED: 30/12/2010
DATE OF ISSUE: 04/01/2011
SAMPLE TYPE: EQUIPMENT
No. of SAMPLES: 1

COMMENTS

The calibration procedure used for the analysis has been applied for the calibration of the above instrument.

NOTES


This is the Final Report and supersedes any preliminary report with this batch number.
Results apply to sample(s) as submitted. All pages of this report have been checked and approved for release.

ISSUING LABORATORY: HONG KONG

Address

ALS Technichem (HK) Pty Ltd
11/F
Chung Shun Knitting Centre
1-3 Wing Yip Street
Kwai Chung
HONG KONG

Phone: 852-2610 1044
Fax: 852-2610 2021
Email: hongkong@alsenviro.com


Mr. Chan Kwok Fai, Godfrey
Laboratory Manager - Hong Kong

This report may not be reproduced except with prior written approval from ALS Technichem (HK) Pty Ltd.

Abbreviations: % SPK REC denotes percentage spike recovery
CHK denotes duplicate check sample
LOR denotes limit of reporting
LCS % REC denotes Laboratory Control Sample percentage recovery

Page 1 of 2

ADDRESS 11/F, Chung Shun Knitting Centre, 1-3 Wing Yip Street, Kwai Chung, N.T., Hong Kong PHONE +852 2610 1044 FAX +852 2610 2021
ALS TECHNICHEM (HK) PTY LTD Part of the ALS Laboratory Group A Campbell Brothers Limited Company

Environmental 

www.alsglobal.com

RIGHT SOLUTIONS RIGHT PARTNER

CERTIFICATE OF ANALYSIS




Work Order: HK1031088
Date of Issue: 04/01/2011
Client: LAM GEOTECHNICS LIMITED
Client Reference:

Calibration of Multimeter

Item : Sonde **Model No.:** YSI Sonde 600XL
ALS Lab ID: HK1031088 -001 **Equipment No.:** EL424
Date of Calibration: 31 December, 2010 **Serial No.:** 05C1607

Testing Results :

pH	<table border="1" style="width: 100%; border-collapse: collapse;"> <thead> <tr> <th style="width: 50%;">Expected Reading</th> <th style="width: 50%;">Recording Reading</th> </tr> </thead> <tbody> <tr> <td style="text-align: center;">4.00</td> <td style="text-align: center;">3.88</td> </tr> <tr> <td style="text-align: center;">7.00</td> <td style="text-align: center;">7.07</td> </tr> <tr> <td style="text-align: center;">10.0</td> <td style="text-align: center;">9.90</td> </tr> <tr> <td style="text-align: center;">Allowing Deviation</td> <td style="text-align: center;">± 0.2 unit</td> </tr> </tbody> </table>	Expected Reading	Recording Reading	4.00	3.88	7.00	7.07	10.0	9.90	Allowing Deviation	± 0.2 unit	<p>Testing Method: APHA (20th edition), 4500-H⁺B</p>		
Expected Reading	Recording Reading													
4.00	3.88													
7.00	7.07													
10.0	9.90													
Allowing Deviation	± 0.2 unit													
Conductivity	<table border="1" style="width: 100%; border-collapse: collapse;"> <thead> <tr> <th style="width: 50%;">Expected Reading</th> <th style="width: 50%;">Recording Reading</th> </tr> </thead> <tbody> <tr> <td style="text-align: center;">146.9 uS/cm</td> <td style="text-align: center;">146.0 uS/cm</td> </tr> <tr> <td style="text-align: center;">6667 uS/cm</td> <td style="text-align: center;">6230 uS/cm</td> </tr> <tr> <td style="text-align: center;">12890 uS/cm</td> <td style="text-align: center;">12473 uS/cm</td> </tr> <tr> <td style="text-align: center;">58670 uS/cm</td> <td style="text-align: center;">54244 uS/cm</td> </tr> <tr> <td style="text-align: center;">Allowing Deviation</td> <td style="text-align: center;">± 10%</td> </tr> </tbody> </table>	Expected Reading	Recording Reading	146.9 uS/cm	146.0 uS/cm	6667 uS/cm	6230 uS/cm	12890 uS/cm	12473 uS/cm	58670 uS/cm	54244 uS/cm	Allowing Deviation	± 10%	<p>Testing Method: APHA (20th edition), 2510B</p>
Expected Reading	Recording Reading													
146.9 uS/cm	146.0 uS/cm													
6667 uS/cm	6230 uS/cm													
12890 uS/cm	12473 uS/cm													
58670 uS/cm	54244 uS/cm													
Allowing Deviation	± 10%													
Temperature	<table border="1" style="width: 100%; border-collapse: collapse;"> <thead> <tr> <th style="width: 50%;">Expected Reading</th> <th style="width: 50%;">Recording Reading</th> </tr> </thead> <tbody> <tr> <td style="text-align: center;">14.5 °C</td> <td style="text-align: center;">14.9 °C</td> </tr> <tr> <td style="text-align: center;">22.5 °C</td> <td style="text-align: center;">22.3 °C</td> </tr> <tr> <td style="text-align: center;">34.0 °C</td> <td style="text-align: center;">34.3 °C</td> </tr> <tr> <td style="text-align: center;">Allowing Deviation</td> <td style="text-align: center;">±2.0°C</td> </tr> </tbody> </table>	Expected Reading	Recording Reading	14.5 °C	14.9 °C	22.5 °C	22.3 °C	34.0 °C	34.3 °C	Allowing Deviation	±2.0°C	<p>Testing Method: In-House Method</p>		
Expected Reading	Recording Reading													
14.5 °C	14.9 °C													
22.5 °C	22.3 °C													
34.0 °C	34.3 °C													
Allowing Deviation	±2.0°C													
Salinity	<table border="1" style="width: 100%; border-collapse: collapse;"> <thead> <tr> <th style="width: 50%;">Expected Reading</th> <th style="width: 50%;">Recording Reading</th> </tr> </thead> <tbody> <tr> <td style="text-align: center;">0 g/L</td> <td style="text-align: center;">0 g/L</td> </tr> <tr> <td style="text-align: center;">10.0 g/L</td> <td style="text-align: center;">9.61 g/L</td> </tr> <tr> <td style="text-align: center;">20.0 g/L</td> <td style="text-align: center;">19.8 g/L</td> </tr> <tr> <td style="text-align: center;">30.0 g/L</td> <td style="text-align: center;">29.9 g/L</td> </tr> <tr> <td style="text-align: center;">Allowing Deviation</td> <td style="text-align: center;">± 10%</td> </tr> </tbody> </table>	Expected Reading	Recording Reading	0 g/L	0 g/L	10.0 g/L	9.61 g/L	20.0 g/L	19.8 g/L	30.0 g/L	29.9 g/L	Allowing Deviation	± 10%	<p>Testing Method: APHA (20th edition), 2520 A and B</p>
Expected Reading	Recording Reading													
0 g/L	0 g/L													
10.0 g/L	9.61 g/L													
20.0 g/L	19.8 g/L													
30.0 g/L	29.9 g/L													
Allowing Deviation	± 10%													
Dissolved Oxygen	<table border="1" style="width: 100%; border-collapse: collapse;"> <thead> <tr> <th style="width: 50%;">Expected Reading</th> <th style="width: 50%;">Recording Reading</th> </tr> </thead> <tbody> <tr> <td style="text-align: center;">6.61 mg/L</td> <td style="text-align: center;">6.65 mg/L</td> </tr> <tr> <td style="text-align: center;">7.94 mg/L</td> <td style="text-align: center;">8.03 mg/L</td> </tr> <tr> <td style="text-align: center;">8.69 mg/L</td> <td style="text-align: center;">8.61 mg/L</td> </tr> <tr> <td style="text-align: center;">Allowing Deviation</td> <td style="text-align: center;">± 0.2 mg/L</td> </tr> </tbody> </table>	Expected Reading	Recording Reading	6.61 mg/L	6.65 mg/L	7.94 mg/L	8.03 mg/L	8.69 mg/L	8.61 mg/L	Allowing Deviation	± 0.2 mg/L	<p>Testing Method: APHA (20th edition), 4500-OC & G</p>		
Expected Reading	Recording Reading													
6.61 mg/L	6.65 mg/L													
7.94 mg/L	8.03 mg/L													
8.69 mg/L	8.61 mg/L													
Allowing Deviation	± 0.2 mg/L													


 Mr. Chan Kwok Fai, Godfrey
 Laboratory Manager - Hong Kong



ALS Technichem (HK) Pty Ltd

CERTIFICATE OF ANALYSIS

CONTACT: MS CHERRY MAK
CLIENT: LAM GEOTECHNICS LIMITED
ADDRESS: 11/F., CENTRE POINT,
181-185 GLOUCESTER ROAD,
WAN CHAI, HONG KONG
PROJECT: --

WORK ORDER: HK1100487
LABORATORY: HONG KONG
DATE RECEIVED: 06/01/2011
DATE OF ISSUE: 11/01/2011
SAMPLE TYPE: EQUIPMENT
No. of SAMPLES: 1

COMMENTS

The calibration procedure used for the analysis has been applied for the calibration of the above instrument.

NOTES


This is the Final Report and supersedes any preliminary report with this batch number. Results apply to sample(s) as submitted. All pages of this report have been checked and approved for release.

ISSUING LABORATORY: HONG KONG

Address

ALS Technichem (HK) Pty Ltd
11/F
Chung Shun Knitting Centre
1-3 Wing Yip Street
Kwai Chung
HONG KONG

Phone: 852-2610 1044
Fax: 852-2610 2021
Email: hongkong@alsenviro.com


Mr Chan Kwok Fai, Godfrey
Laboratory Manager - Hong Kong

This report may not be reproduced except with prior written approval from ALS Technichem (HK) Pty Ltd.

Abbreviations: % SPK REC denotes percentage spike recovery
CHK denotes duplicate check sample
LOR denotes limit of reporting
LCS % REC denotes Laboratory Control Sample percentage recovery

Page 1 of 2

ADDRESS 11/F, Chung Shun Knitting Centre, 1-3 Wing Yip Street, Kwai Chung, N.T., Hong Kong PHONE +852 2610 1044 FAX +852 2610 2021
ALS TECHNICHEM (HK) PTY LTD Part of the ALS Laboratory Group A Campbell Brothers Limited Company

CERTIFICATE OF ANALYSIS




Work Order: HK1100487
Date of Issue: 11/01/2011
Client: LAM GEOTECHNICS LIMITED
Client Reference:

Calibration of Multimeter

Item : Sonde **Model No.:** YSI Professional Plus
ALS Lab ID: HK1100487-001 **Equipment No.:** --
Date of Calibration: 07 January, 2011 **Serial No.:** 10E100385

Testing Results :

pH	Expected Reading	Recording Reading	Testing Method: APHA (20th edition), 4500-H ⁺ B
	4.00	3.99	
	7.00	7.04	
	10.0	9.97	
	Allowing Deviation	± 0.2 unit	
Temperature	Expected Reading	Recording Reading	Testing Method: In-House Method
	12.5 °C	12.4 °C	
	20.5 °C	20.3 °C	
	37.0 °C	36.9 °C	
	Allowing Deviation	±2.0°C	
Salinity	Expected Reading	Recording Reading	Testing Method: APHA (20th edition), 2520 A and B
	0 g/L	0 g/L	
	10.0 g/L	10.3 g/L	
	20.0 g/L	20.5 g/L	
	30.0 g/L	30.7 g/L	
Allowing Deviation	± 10%		
Dissolved Oxygen	Expected Reading	Recording Reading	Testing Method: APHA (20th edition), 4500-OC & G
	6.35 mg/L	6.41 mg/L	
	7.29 mg/L	7.32 mg/L	
	9.44 mg/L	9.35 mg/L	
	Allowing Deviation	± 0.2 mg/L	



 Mr. Chan Kwok Fai, Godfrey
 Laboratory Manager - Hong Kong



ALS Technichem (HK) Pty Ltd

CERTIFICATE OF ANALYSIS

CONTACT: MS CHERRY MAK
CLIENT: LAM GEOTECHNICS LIMITED
ADDRESS: 11/F., CENTRE POINT,
181-185 GLOUCESTER ROAD,
WAN CHAI, HONG KONG.

WORK ORDER: HK1027605
LABORATORY: HONG KONG
DATE RECEIVED: 20/11/2010
DATE OF ISSUE: 24/11/2010
SAMPLE TYPE: EQUIPMENT
No. of SAMPLES: 1

COMMENTS

The calibration procedure used for the analysis has been applied for the calibration of the above instrument.

NOTES

This is the Final Report and supersedes any preliminary report with this batch number.
Results apply to sample(s) as submitted. All pages of this report have been checked and approved for release.

ISSUING LABORATORY: HONG KONG

Address

ALS Technichem (HK) Pty Ltd
11/F Chung Shun Knitting Centre
1-3 Wing Yip Street
Kwai Chung
HONG KONG

Phone: 852-2610 1044
Fax: 852-2610 2021
Email: hongkong@alsenviro.com


Mr Chan Kwok Fai, Godfrey
Laboratory Manager Hong Kong

This report may not be reproduced except with prior written approval from ALS Technichem (HK) Pty Ltd.

Abbreviations: % SPK REC denotes percentage spike recovery
CHK denotes duplicate check sample
LOR denotes limit of reporting
LCS % REC denotes Laboratory Control Sample percentage recovery

ADDRESS 11/F, Chung Shun Knitting Centre, 1-3 Wing Yip Street, Kwai Chung, N.T., Hong Kong PHONE +852 2610 1044 FAX +852 2610 2021
ALS TECHNICHEM (HK) PTY LTD Part of the ALS Laboratory Group A Campbell Brothers Limited Company

CERTIFICATE OF ANALYSIS



Work Order: HK1027605
Date of Issue: 24/11/2010
Client: LAM GEOTECHNICS LIMITED
Client Reference:

Calibration of Turbidimeter

Item : TURBIDIMETER
ALS Lab ID: HK1027605-001
Date of Calibration: 22 November, 2010

Model No.: HACH 2100P
Equipment No.: EL148
Serial No.: 931000003861

Testing Results :

Turbidity

Expected Reading	Recording Reading
0.00 NTU	0.27 NTU
4.00 NTU	4.24 NTU
40.0 NTU	38.7 NTU
80.0 NTU	76.1 NTU
400 NTU	392 NTU
Allowing Deviation	± 10%

Testing Method:

APHA (19th edition), 2130B


Mr. Ghan Kwok Fai Godfrey
Laboratory Manager - Hong Kong



CERTIFICATE OF ANALYSIS

CONTACT: MS CHERRY MAK
CLIENT: LAM GEOTECHNICS LIMITED
ADDRESS: 11/F., CENTRE POINT,
181-185 GLOUCESTER ROAD,
WAN CHAI, HONG KONG
PROJECT: --

WORK ORDER: HK1105017
LABORATORY: HONG KONG
DATE RECEIVED: 03/03/2011
DATE OF ISSUE: 10/03/2011
SAMPLE TYPE: EQUIPMENT
No. of SAMPLES: 1

COMMENTS

The calibration procedure used for the analysis has been applied for the calibration of the above instrument.

NOTES


This is the Final Report and supersedes any preliminary report with this batch number. Results apply to sample(s) as submitted. All pages of this report have been checked and approved for release.

ISSUING LABORATORY: HONG KONG

Address

ALS Technichem (HK) Pty Ltd
11/F
Chung Shun Knitting Centre
1-3 Wing Yip Street
Kwai Chung
HONG KONG

Phone: 852-2610 1044
Fax: 852-2610 2021
Email: hongkong@alsenviro.com


Mr. Chan Kwok Fai, Godfrey
Laboratory Manager - Hong Kong

This report may not be reproduced except with prior written approval from ALS Technichem (HK) Pty Ltd.

*Abbreviations: % SPK REC denotes percentage spike recovery
CHK denotes duplicate check sample
LOR denotes limit of reporting
LCS % REC denotes Laboratory Control Sample percentage recovery*

CERTIFICATE OF ANALYSIS



Work Order: HK1105017
Date of Issue: 10/03/2011
Client: LAM GEOTECHNICS LIMITED
Client Reference:

Calibration of Multimeter

Item : HACH Turbidimeter Model No.: 2100P
ALS Lab ID: HK1105017 -001 Equipment No.: EL148
Date of Calibration: 08 March, 2011 Serial No.: 931000003861

Testing Results :

Turbidity

Expected Reading	Recording Reading
0.00 NTU	0.35 NTU
4.00 NTU	3.82 NTU
40.0 NTU	41.5 NTU
80.0 NTU	78.8 NTU
400 NTU	416 NTU
Allowing Deviation	± 10%

Testing Method:

APHA (19th edition), 2130B


Mr. Chan Kwok Fai, Godfrey
Laboratory Manager - Hong Kong



ALS Technichem (HK) Pty Ltd

CERTIFICATE OF ANALYSIS

CONTACT: MS CHERRY MAK
CLIENT: LAM GEOTECHNICS LIMITED
ADDRESS: 11/F., CENTRE POINT,
181-185 GLOUCESTER ROAD,
WAN CHAI, HONG KONG
PROJECT: --

WORK ORDER: HK1104129
LABORATORY: HONG KONG
DATE RECEIVED: 21/02/2011
DATE OF ISSUE: 25/02/2011
SAMPLE TYPE: EQUIPMENT
No. of SAMPLES: 1

COMMENTS

The calibration procedure used for the analysis has been applied for the calibration of the above instrument.

NOTES


This is the Final Report and supersedes any preliminary report with this batch number.
Results apply to sample(s) as submitted. All pages of this report have been checked and approved for release.

ISSUING LABORATORY: HONG KONG

Address

ALS Technichem (HK) Pty Ltd
11/F
Chung Shun Knitting Centre
1-3 Wing Yip Street
Kwai Chung
HONG KONG

Phone: 852-2610 1044
Fax: 852-2610 2021
Email: hongkong@alsenviro.com


Mr. Chan Kwok Fai, Godfrey
Laboratory Manager - Hong Kong

This report may not be reproduced except with prior written approval from ALS Technichem (HK) Pty Ltd.

Abbreviations: % SPK REC denotes percentage spike recovery
CHK denotes duplicate check sample
LOR denotes limit of reporting
LCS % REC denotes Laboratory Control Sample percentage recovery

Page 1 of 2

ADDRESS 11/F, Chung Shun Knitting Centre, 1-3 Wing Yip Street, Kwai Chung, N.T., Hong Kong PHONE +852 2610 1044 FAX +852 2610 2021
ALS TECHNICHEM (HK) PTY LTD Part of the ALS Laboratory Group A Campbell Brothers Limited Company

Environmental 

www.alsglobal.com

RIGHT SOLUTIONS RIGHT PARTNER

CERTIFICATE OF ANALYSIS



Work Order: HK1104129
Date of Issue: 25/02/2011
Client: LAM GEOTECHNICS LIMITED
Client Reference:

Calibration of Multimeter

Item : HACH Turbidimeter
ALS Lab ID: HK1104129-001
Date of Calibration: 25 February, 2011

Model No.: 2100P
Equipment No.: --
Serial No.: 930300002705

Testing Results :

Turbidity

Expected Reading	Recording Reading
0.00 NTU	0.27 NTU
4.00 NTU	4.35 NTU
40.0 NTU	37.0 NTU
80.0 NTU	81.9 NTU
400 NTU	432 NTU
Allowing Deviation	± 10%

Testing Method:

APHA (19th edition), 2130B


Mr. Chan Kwok Fai, Godfrey
Laboratory Manager - Hong Kong



ALS Technichem (HK) Pty Ltd

CERTIFICATE OF ANALYSIS

CONTACT: MS CHERRY MAK
CLIENT: LAM GEOTECHNICS LIMITED
ADDRESS: 11/F., CENTRE POINT,
181-185 GLOUCESTER ROAD,
WAN CHAI, HONG KONG
PROJECT: --

WORK ORDER: HK1103015
LABORATORY: HONG KONG
DATE RECEIVED: 09/02/2011
DATE OF ISSUE: 14/02/2011
SAMPLE TYPE: EQUIPMENT
No. of SAMPLES: 1

COMMENTS

The calibration procedure used for the analysis has been applied for the calibration of the above instrument.

NOTES

This is the Final Report and supersedes any preliminary report with this batch number. Results apply to sample(s) as submitted. All pages of this report have been checked and approved for release.

ISSUING LABORATORY: HONG KONG

Address

ALS Technichem (HK) Pty Ltd
11/F
Chung Shun Knitting Centre
1-3 Wing Yip Street
Kwai Chung
HONG KONG

Phone: 852-2610 1044
Fax: 852-2610 2021
Email: hongkong@alsenviro.com



Mr. Chan Kwok Fai, Godfrey
Laboratory Manager - Hong Kong

This report may not be reproduced except with prior written approval from ALS Technichem (HK) Pty Ltd.

Abbreviations: % SPK REC denotes percentage spike recovery
CHK denotes duplicate check sample
LOR denotes limit of reporting
LCS % REC denotes Laboratory Control Sample percentage recovery

Page 1 of 2

ADDRESS 11/F, Chung Shun Knitting Centre, 1-3 Wing Yip Street, Kwai Chung, N.T., Hong Kong PHONE +852 2610 1044 FAX +852 2610 2021
ALS TECHNICHEM (HK) PTY LTD Part of the ALS Laboratory Group A Campbell Brothers Limited Company

CERTIFICATE OF ANALYSIS



Work Order: HK1103015
Date of Issue: 14/02/2011
Client: LAM GEOTECHNICS LIMITED
Client Reference:

Calibration of Multimeter

Item : Turbidimeter
ALS Lab ID: HK1103015 -001
Date of Calibration: 09 February, 2011
Model No.: 2100P
Equipment No.: EN06
Serial No.: 1000032935

Testing Results :

Turbidity

Expected Reading	Recording Reading
0.00 NTU	0.25 NTU
4.00 NTU	4.17 NTU
40.0 NTU	40.7 NTU
80.0 NTU	78.3 NTU
400 NTU	396 NTU
800 NTU	828 NTU
Allowing Deviation	± 10%

Testing Method:

APHA (19th edition), 2130B


Mr. Chan Kwok Fai, Godfrey
Laboratory Manager - Hong Kong



TISCH ENVIRONMENTAL, INC.
 145 SOUTH MIAMI AVE.
 VILLAGE OF CLEVELAND, OH 45002
 513.467.9000
 877.263.7610 TOLL FREE
 513.467.9009 FAX
 WWW.TISCH-ENV.COM

AIR POLLUTION MONITORING EQUIPMENT

ORIFICE TRANSFER STANDARD CERTIFICATION WORKSHEET TE-5025A

Date - Jun 28, 2010 Rootsometer S/N 9833620 Ta (K) - 298
 Operator Tisch Orifice I.D. - 0005 Pa (mm) - 745.49

PLATE OR Run #	VOLUME START (m3)	VOLUME STOP (m3)	DIFF VOLUME (m3)	DIFF TIME (min)	METER	ORFICE
					DIFF Hg (mm)	DIFF H2O (in.)
1	NA	NA	1.00	1.3860	3.2	2.00
2	NA	NA	1.00	0.9740	6.4	4.00
3	NA	NA	1.00	0.8730	7.9	5.00
4	NA	NA	1.00	0.8320	8.8	5.50
5	NA	NA	1.00	0.6850	12.7	8.00

DATA TABULATION

Vstd	(x axis) Qstd	(y axis)	Va	(x axis) Qa	(y axis)
0.9767	0.7047	1.4006	0.9957	0.7184	0.8941
0.9725	0.9985	1.9808	0.9914	1.0179	1.2645
0.9704	1.1116	2.2146	0.9893	1.1332	1.4137
0.9693	1.1650	2.3227	0.9882	1.1877	1.4828
0.9641	1.4075	2.8013	0.9829	1.4349	1.7883
Qstd slope (m) = 1.99628			Qa slope (m) = 1.25003		
intercept (b) = -0.00699			intercept (b) = -0.00446		
coefficient (r) = 0.99995			coefficient (r) = 0.99995		
y axis = SQRT[H2O(Pa/760) (298/Ta)]			y axis = SQRT[H2O(Ta/Pa)]		

CALCULATIONS

Vstd = Diff. Vol [(Pa-Diff. Hg)/760] (298/Ta)

Qstd = Vstd/Time

Va = Diff Vol [(Pa-Diff Hg)/Pa]

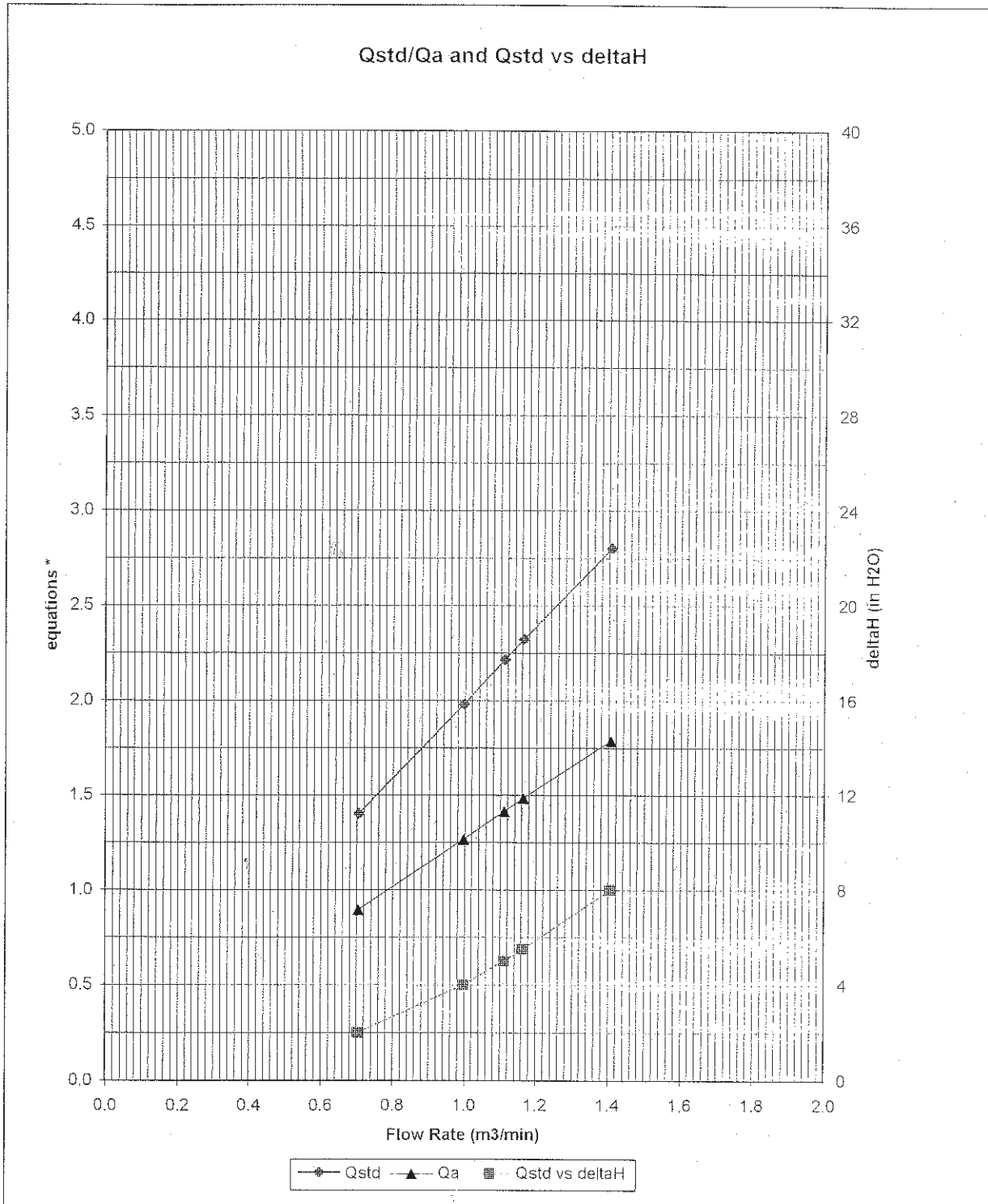
Qa = Va/Time

For subsequent flow rate calculations:

Qstd = 1/m{ [SQRT(H2O(Pa/760) (298/Ta))] - b }

Qa = 1/m{ [SQRT H2O(Ta/Pa)] - b }

AIR POLLUTION MONITORING EQUIPMENT



* y-axis equations:

Qstd series:
$$\sqrt{\Delta H \left(\frac{P_a}{P_{std}} \right) \left(\frac{T_{std}}{T_a} \right)}$$

Qa series:
$$\sqrt{(\Delta H (T_a / P_a))}$$

#0005



Lam Geotechnics Limited

Calibration Data for High Volume Sampler (TSP Sampler)

Location : CMA1b Calibration Date : 28-Feb-11
 Equipment no. : EL452 Calibration Due Date : 28-Apr-11

CALIBRATION OF CONTINUOUS FLOW RECORDER

Ambient Condition			
Temperature, T _a	290	Kelvin	Pressure, P _a
			1019 mmHg

Orifice Transfer Standard Information					
Equipment No.	EL086	Slope, m _c	2.00300	Intercept, b _c	-0.00500
Last Calibration Date	28-Jun-10	$(H \times P_a / 1013.3 \times 298 / T_a)^{1/2}$ $= m_c \times Q_{std} + b_c$			
Next Calibration Date	28-Jun-11				

Calibration of RSP						
Calibration Point	Manometer Reading H (inches of water)			Q _{std} (m ³ / min.) X-axis	Continuous Flow Recorder, W (CFM)	IC (W(P _a /1013.3x298/T _a) ^{1/2} /35.31) Y-axis
	(up)	(down)	(difference)			
1	6.2	6.2	12.4	1.7896	61	62.0093
2	5.2	5.4	10.6	1.6509	52	52.8604
3	4.7	4.3	9	1.5250	48	48.7942
4	2.4	2.4	4.8	1.1144	35	35.5791
5	1.5	1.7	3.2	0.9104	25	25.4137

By Linear Regression of Y on X

Slope, m = 38.7059 Intercept, b = -9.1823

Correlation Coefficient* = 0.9932

Calibration Accepted = Yes/No**

* if Correlation Coefficient < 0.990, check and recalibration again.

** Delete as appropriate.

Remarks :

Calibrated by : Derek Lo Checked by : Cherry Mak
 Date : 28-Feb-11 Date : 01-Mar-11



Lam Geotechnics Limited

Calibration Data for High Volume Sampler (TSP Sampler)

Location : CMA1b
 Equipment no. : EL452

Calibration Date : 05-Mar-11
 Calibration Due Date : 05-May-11

CALIBRATION OF CONTINUOUS FLOW RECORDER

Ambient Condition			
Temperature, T _a	290	Kelvin	Pressure, P _a
			1019 mmHg

Orifice Transfer Standard Information					
Equipment No.	EL086	Slope, m _c	2.00300	Intercept, b _c	-0.00500
Last Calibration Date	28-Jun-10	$(H \times P_a / 1013.3 \times 298 / T_a)^{1/2}$			
Next Calibration Date	28-Jun-11	$= m_c \times Q_{std} + b_c$			

Calibration of RSP						
Calibration Point	Manometer Reading H (inches of water)			Q _{std} (m ³ / min.)	Continuous Flow Recorder, W (CFM)	IC (W(P _a /1013.3x298/T _a) ^{1/2} /35.31)
	(up)	(down)	(difference)	X-axis	Y-axis	
1	6.3	6.2	12.5	1.7968	60	60.9928
2	5.1	5.4	10.5	1.6470	53	53.8770
3	4.6	4.3	8.9	1.5165	47	47.7777
4	2.5	2.4	4.9	1.1259	36	36.5957
5	1.5	1.7	3.2	0.9104	26	26.4302

By Linear Regression of Y on X

Slope, m = 37.0414 Intercept, b = -6.6987

Correlation Coefficient* = 0.9952

Calibration Accepted = Yes/No**

* if Correlation Coefficient < 0.990, check and recalibration again.

** Delete as appropriate.

Remarks :			
Calibrated by :	<u>Derek Lo</u>	Checked by :	<u>Cherry Mak</u>
Date :	<u>05-Mar-11</u>	Date :	<u>06-Mar-11</u>



Lam Geotechnics Limited

Calibration Data for High Volume Sampler (TSP Sampler)

Location : CMA2a
 Equipment no. : EL449

Calibration Date : 28-Feb-11
 Calibration Due Date : 28-Apr-11

CALIBRATION OF CONTINUOUS FLOW RECORDER

Ambient Condition			
Temperature, T _a	290	Kelvin	Pressure, P _a
			1019 mmHg

Orifice Transfer Standard Information					
Equipment No.	EL086	Slope, m _c	2.00300	Intercept, b _c	-0.00500
Last Calibration Date	28-Jun-10	$(H \times P_a / 1013.3 \times 298 / T_a)^{1/2}$ $= m_c \times Q_{std} + b_c$			
Next Calibration Date	28-Jun-11				

Calibration of RSP						
Calibration Point	Manometer Reading H (inches of water)			Q _{std} (m ³ / min.) X-axis	Continuous Flow Recorder, W (CFM)	IC (W(P _a /1013.3x298/T _a) ^{1/2} /35.31) Y-axis
	(up)	(down)	(difference)			
1	6.6	6.2	12.8	1.8182	52	52.8604
2	5.3	5.4	10.7	1.6626	47	47.7777
3	4.1	4.3	8.4	1.4734	41	41.6784
4	2.6	2.4	5	1.1373	32	32.5295
5	1.7	1.7	3.4	0.9383	23	23.3806

By Linear Regression of Y on X

Slope, m = 32.3583 Intercept, b = -5.8496
 Correlation Coefficient* = 0.9966
 Calibration Accepted = Yes/No**

* if Correlation Coefficient < 0.990, check and recalibration again.

** Delete as appropriate.

Remarks :

Calibrated by : Derek Lo
 Date : 28-Feb-11

Checked by : Cherry Mak
 Date : 28-Feb-11



Lam Geotechnics Limited

Calibration Data for High Volume Sampler (TSP Sampler)

Location	CMA3a	Calibration Date	14-Mar-11
Equipment no.	EL888	Calibration Due Date	14-May-11

CALIBRATION OF CONTINUOUS FLOW RECORDER

Ambient Condition			
Temperature, T_a	295	Kelvin	Pressure, P_a 1009 mmHg

Orifice Transfer Standard Information					
Equipment No.	EL086	Slope, m_c	2.00300	Intercept, b_c	-0.00500
Last Calibration Date	28-Jun-10	$\left(H \times P_a / 1013.3 \times 298 / T_a \right)^{1/2}$ $= m_c \times Q_{std} + b_c$			
Next Calibration Date	28-Jun-11				

Calibration of RSP						
Calibration Point	Manometer Reading			Q_{std} ($m^3 / min.$)	Continuous Flow Recorder, W (CFM)	IC ($(W \times P_a / 1013.3 \times 298 / T_a)^{1/2} / 35.31$)
	H (inches of water)					
	(up)	(down)	(difference)			
1	5.9	5.9	11.8	1.7225	41	41.1204
2	4.8	4.8	9.6	1.5539	36	36.1057
3	3.6	3.6	7.2	1.3461	33	33.0969
4	2.4	2.4	4.8	1.0995	27	27.0793
5	1.5	1.5	3.0	0.8698	21	21.0617

By Linear Regression of Y on X

Slope, m	=	22.7581	Intercept, b	=	1.6896
Correlation Coefficient*	=	0.9962			
Calibration Accepted	=	Yes/Ne**			

* if Correlation Coefficient < 0.990, check and recalibration again.

** Delete as appropriate.

Remarks :			
Calibrated by	Derek Lo	Checked by	Cherry Mak
Date	14-Mar-11	Date	14-Mar-11



Lam Geotechnics Limited

Calibration Data for High Volume Sampler (TSP Sampler)

Location : CMA4a
 Equipment no. : EL390

Calibration Date : 11-Jan-11
 Calibration Due Date : 11-Mar-11

CALIBRATION OF CONTINUOUS FLOW RECORDER

Ambient Condition			
Temperature, T _a	297	Kelvin	Pressure, P _a
			1008 mmHg

Orifice Transfer Standard Information					
Equipment No.	EL086	Slope, m _c	1.99628	Intercept, b _c	-0.06990
Last Calibration Date	28-Jun-10	$(H \times P_a / 1013.3 \times 298 / T_a)^{1/2}$ $= m_c \times Q_{std} + b_c$			
Next Calibration Date	28-Jun-11				

Calibration of RSP						
Calibration Point	Manometer Reading H (inches of water)			Q _{std} (m ³ / min.) X-axis	Continuous Flow Recorder, W (CFM)	IC (W(P _a /1013.3x298/T _a) ^{1/2} /35.31) Y-axis
	(up)	(down)	(difference)			
1	6.3	6.3	12.6	1.8115	60	59.9435
2	5.0	5	10.0	1.6176	52	51.9511
3	3.9	3.9	7.8	1.4327	44	43.9586
4	2.5	2.5	5	1.1541	32	31.9699
5	1.5	1.5	3.0	0.9018	22	21.9793

By Linear Regression of Y on X

Slope, m = 41.9976 Intercept, b = -16.1451
 Correlation Coefficient* = 0.9999
 Calibration Accepted = Yes/No**

* if Correlation Coefficient < 0.990, check and recalibration again.

** Delete as appropriate.

Remarks : _____

Calibrated by : Derek Lo
 Date : 11-Jan-11

Checked by : Cherry Mak
 Date : 14-Jan-11



Lam Geotechnics Limited

Calibration Data for High Volume Sampler (TSP Sampler)

Location : CMA4a
 Equipment no. : EL390

Calibration Date : 11-Mar-11
 Calibration Due Date : 11-May-11

CALIBRATION OF CONTINUOUS FLOW RECORDER

Ambient Condition			
Temperature, T _a	293	Kelvin	Pressure, P _a
			1016 mmHg

Orifice Transfer Standard Information					
Equipment No.	EL086	Slope, m _c	2.00300	Intercept, b _c	-0.00500
Last Calibration Date	28-Jun-10	$(H \times P_a / 1013.3 \times 298 / T_a)^{1/2}$ $= m_c \times Q_{std} + b_c$			
Next Calibration Date	28-Jun-11				

Calibration of RSP						
Calibration Point	Manometer Reading H (inches of water)			Q _{std} (m ³ / min.) X-axis	Continuous Flow Recorder, W (CFM)	IC (W(P _a /1013.3x298/T _a) ^{1/2} /35.31) Y-axis
	(up)	(down)	(difference)			
1	5.8	5.8	11.6	1.7196	57	57.5608
2	4.7	4.7	9.4	1.5482	50	50.4920
3	3.6	3.6	7.2	1.3553	43	43.4231
4	2.4	2.4	4.8	1.1071	31	31.3050
5	1.4	1.4	2.8	0.8461	21	21.2066

By Linear Regression of Y on X

Slope, m = 42.0637 Intercept, b = -14.5276

Correlation Coefficient* = 0.9991

Calibration Accepted = Yes/No**

* if Correlation Coefficient < 0.990, check and recalibration again.

** Delete as appropriate.

Remarks :

Calibrated by : Derek Lo Checked by : Cherry Mak

Date : 11-Mar-11 Date : 11-Mar-11